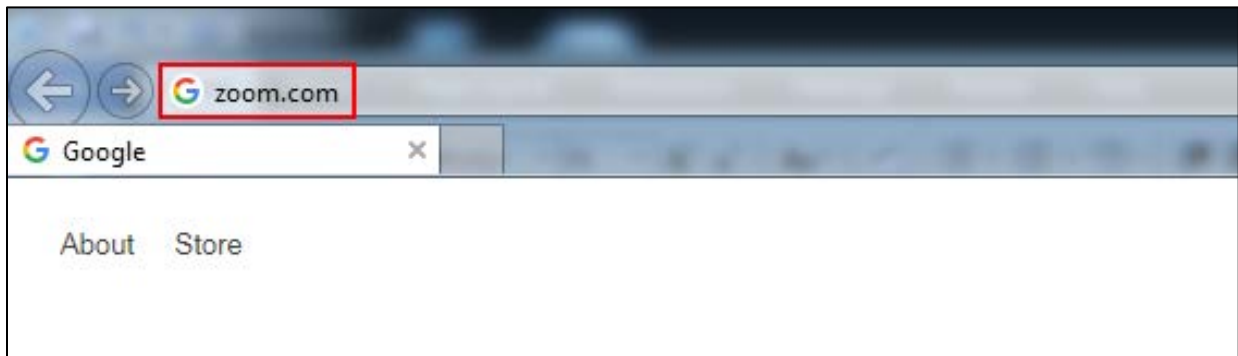


Joining a Zoom Meeting

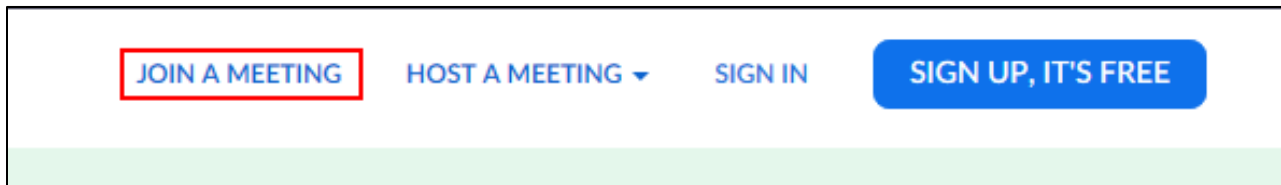
Zoom meetings can be conducted using a PC/laptop, tablet, or smartphone.
Follow the instructions below to join a meeting.

PC/Laptop

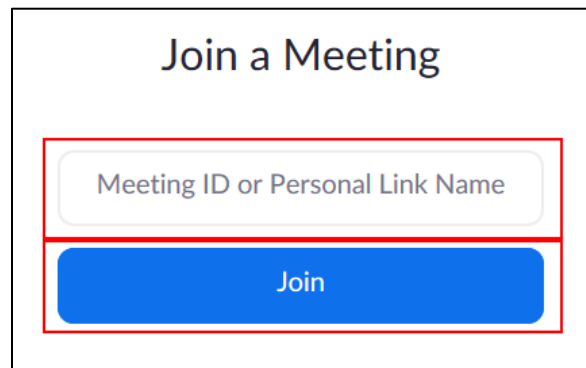
1. Type **zoom.com** into your web browser and hit the Enter key.



2. Click **Join A Meeting**.




3. Enter the **10 digit Zoom Meeting ID** that was provided to you by an Arnot staff member and click **Join Meeting**.


A screenshot of the Zoom 'Join a Meeting' form. The title 'Join a Meeting' is at the top. Below it is a text input field with the placeholder text 'Meeting ID or Personal Link Name' and a red box around it. Below the input field is a blue 'Join' button, also with a red box around it.

Tablet/Smartphone

1. Download and install the Zoom app.



2. Open the app and press **Join a Meeting**.



3. Enter the **10 digit Zoom Meeting ID** that was provided to you by an Arnot staff member and press **Join Meeting**.

